











-  WDW Louisiana Hot sauce
-  WDW Islamorada
-  DMC 3346
-  DMC 3852
-  DMC 434
-  WDW Molasses
-  DMC 318

Backstitches

-  WDW Louisiana Hot sauce
-  DMC 964
-  DMC 3348

Fabric: 32ct. linen Bradley by Grace Notes Fabrics 15x17

Floss used: Weeks Dye Works, DMC

Design: 151x53 stitches.

Backstitch across the word Bake and the threaded needle with WDW Louisiana Hot Sauce; The vertical spool with DMC 3348 and the horizontal spool with DMC 964; The lines on the measuring tape with WDW Molasses

I use a classic 18 inch rolling pin, the rolling portion is 10 inch.

I attached the ends of the fabric with Velcro adhesive so it is interchangeable with another design.

I took the measure of the diameter of the rolling pin plus for the Velcro adhesive and I cut the fabric according to those measurement.

***I made a video tutorial on my YouTube channel**

@newyorkdreamerneedleworks